



### District Report Card: 2017


<b>State:</b> Mizoram	<b>District:</b> Serchhip
<b>Class:</b> 3	<b>Subject:</b> Language
<b>Schools:</b> 30	<b>Students:</b> 246


### Participation/Coverage


#### Students

 GENDER	Boys		Girls	
	Number	%	Number	%
	137	55.69	109	44.31

 AREA	Rural		Urban	
	Number	%	Number	%
	199	80.89	47	19.11

 CATEGORY	SC		ST		OBC		GEN	
	Number	%	Number	%	Number	%	Number	%
	0	0.00	246	100.00	0	0.00	0	0.00

 CWSN	LD	VI	HI	S&LD	ID	Oth
	0	1	0	0	0	0

 Management	Government		Government-aided	
	Number	%	Number	%
	246	100.00	0	0.00

### Average Performance of Students in Language (%)

Overall	Gender		Area		Management		Social Group			
	Male	Female	Rural	Urban	Govt.	Aided	SC	ST	OBC	GEN
70.43	70.36	70.52	71.73	64.96	70.43	0.00	0.00	70.43	0.00	0.00

## Performance on Learning Outcomes (LOs)

Learning Outcomes	Description	Average Performance(%)
L304	Reads small texts with comprehension i.e., identifies main ideas, details, sequence and draws conclusions	74.55
L312	Reads printed scripts on the classroom walls: poems, posters, charts etc.	62.20

Range of Performance of Students who Answered Correctly							
Below 30%		30% - 50%		50% - 75%		Above 75%	
Number	%	Number	%	Number	%	Number	%
2	0.81	37	15.04	107	43.50	100	40.65

## Lowest Performing Learning Outcomes (LOs)

1 - Reads printed scripts on the classroom walls: poems, posters, charts etc. (62.20)

2 - Reads small texts with comprehension i.e., identifies main ideas, details, sequence and draws conclusions (74.55)